

100% MADE IN U.S.A.!



**American  
Autowire**

150 Heller Pl #17 W Bellmawr, NJ 08031 856-933-0801

**INSTALLATION INSTRUCTIONS**

This wiring kit is designed for ease of installation. Please read the guidelines below, BEFORE STARTING YOUR INSTALLATION, to guarantee a successful job!

**STEP 1: DISCONNECT YOUR BATTERY:**

Disconnect the battery before installing the wiring kit to prevent any accidental shorting caused by loose bare wire ends.

**STEP 2: MOUNT YOUR PANEL:**

It is recommended that you mount your panel under the dash, in the kick panel, or under the front seat.

**STEP 3: START INSTALLING KIT:**

This kit is broken down into individual steps that are identified by a letter printed on the instruction sheets visible through each bag. These letters are the order of operation for installing your kit. Start with the bag letter "A", then "B", etc. The order of installation is shown below.

- |   |        |  |
|---|--------|--|
| A | 500700 | Ignition Switch and Starter Wiring Kit       |
| B | 500699 | Alternator Connection Kit                    |
| C | 500303 | Headlight Switch Kit                         |
| D | 500302 | Steering Column / Turn Signal Connection Kit |
| E | 500353 | Gauge Connection Kit (Sending Unit Side)     |
| F | 500410 | Accessory Connection Kit                     |

**STEP 4: RECONNECT YOUR BATTERY:**

When you have completed the installation and are ready to reconnect the battery, make sure that the following electrical system grounds are in place:

- A. Battery is grounded to the ENGINE BLOCK.
- B. Battery is grounded to the frame.
- C. Engine block is grounded to the frame.
- D. Body is grounded to the frame.

**STEP 5: CHECK ALL ELECTRICAL FUNCTIONS:**

Any non-functioning items should be checked for proper installation. Any problems with your wiring and electrical circuit functions should be addressed to American Autowire Systems, Inc. as soon as possible to avoid any warranty problems.

If you have any questions concerning this or any of our products, please feel free to call us at 1-800-482-WIRE.

**"AMERICAN AUTOWIRE MAKES WIRING THAT EASY!"**

also available from  
American Autowire

Hood & trunk lights  
Door jamb switches  
Custom battery cables  
Master disconnect switch

High quality 100 amp alternators  
Terminals, connectors, grommets, light sockets  
Adjustable Fuel Warning Module

Neutral safety switch  
Glove box light  
LED lights  
...AND MUCH MORE !

**OPTIONAL ACCESSORY KITS**

- |                                     |            |   |
|-------------------------------------|------------|---|
| Adjustable Fuel Warning Module      | p/n 500274 | Sets a warning light or activates a relay at preset fuel level.   |
| Battery cables                      |            | Inquire about our full line of custom length battery cables.  |
| Brake Switch                        | p/n 500097 | Button type, 2 blade contact to operate brake lights  |
| Brake Switch                        | p/n 500145 | Button type, 4 blade contact to operate brake lights and cruise control   |
| Brake Switch                        | p/n 500098 | Lever type, water resistant   |
| Brake Switch                        | p/n 500240 | Adjustable lever design, water resistant  |
| Courtesy Light Kit                  | p/n 500081 | Under dash lighting harness complete with mountable lamp sockets  |
| Dual Relay Kit                      | p/n 500338 | Use for any two heavy circuits, complete with mounting legs.  |
| Fan Relay Kit (non Temp controlled) | p/n 500479 | Complete Kit wired with relay and fuse.   |
| Fan Temperature switch              | p/n 500493 | On at 210 deg, off at 195 deg. Used with 500067 Fan relay kit.  |
| Fan Temperature switch              | p/n 500491 | On at 195 deg, off at 180 deg. Used with 500067 Fan relay kit.  |
| Fan Temperature switch              | p/n 500492 | On at 180 deg, off at 160 deg. Used with 500067 Fan relay kit.  |
| Grounding kit - Full vehicle        | p/n 500717 | Complete vehicle grounding system customizable to any vehicle.  |
| Grounding / Splice kit              | p/n 500544 | Complete 12 to 1 splice kit for grounding or power connection.  |
| Heater Switch                       | p/n 500144 | 3 position heater switch  |
| L.E.D. indicator lights             |            | Amber, blue, green, and red in both 5/32' and 1/4" sizes.   |
| Master Disconnect switch            | p/n 500003 | Master Battery disconnect   |
| Neutral Safety switch (GM )         | p/n 500104 | GM TH400, TH350, 700R4.   |
| Neutral Safety switch (Ford)        | p/n 500140 | Ford C-4 or 500139 Ford C-6   |
| Starter Relay - Heavy Duty          | p/n 500007 | Heavy Duty Starter relay kit  |
| Universal Relay Kit - Standard      | p/n 500142 | Use for any heavy duty application requiring a relay such as Headlight switch relief, Hot Start, Anti-Theft, and Brake switch |
| Universal Relay Kit - Waterproof    | p/n 500093 | Use for any heavy duty application requiring a relay.   |
| Wiper Switch                        | p/n 500146 | Two speed switch for wiper.   |

THIS KIT DOES NOT SUPPORT STOCK (ORIGINAL) GENERATORS. THE DESIGN OF THE KIT IS DESIGNED TO SUPPLY MORE POWER THAN THE GENERATOR IS ABLE TO SUPPLY.

PART #

**500695**

DESCRIPTION:

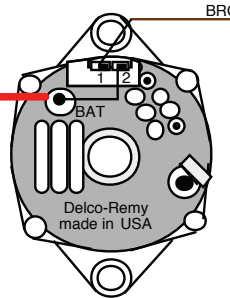
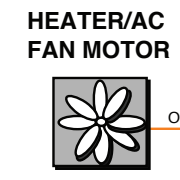
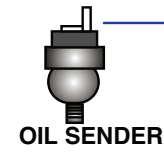

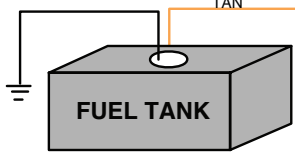
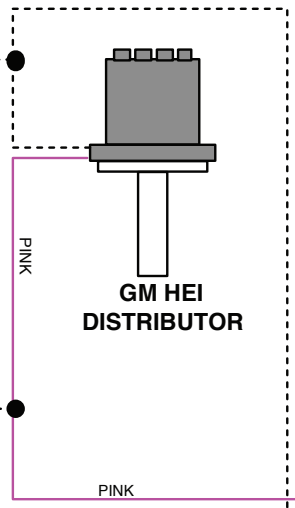
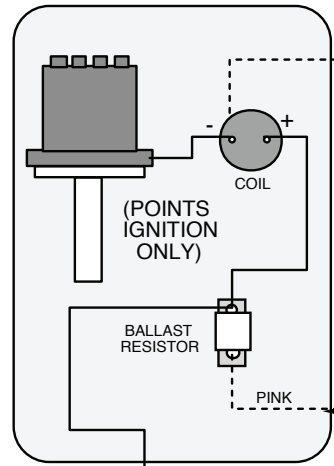
**Highway 22  
Full Vehicle Wiring Kit**



# American Autowire

150 Heller Pl #17 W Bellmawr, NJ 08031 856-933 0801

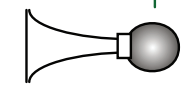
LH TAIL      THIRD BRAKE LIGHT      RH TAIL



ALTERNATOR  
(GM intern. reg shown)

RH PARK LIGHT

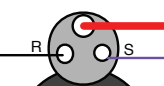
HEADLIGHT



HORN

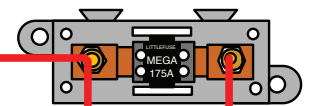


ELECTRIC ENGINE FAN



STARTER

175 AMP MEGA FUSE



DK. GREEN  
YELLOW  
LT. BLUE  
BROWN  
TAN

DK. BLUE  
DK. GREEN

PINK  
BROWN  
WHITE  
ORANGE


DK BLUE  
LT BLUE  
LT GREEN  
DK GREEN  
ORANGE  
TAN  
BROWN

DO NOT USE FOR INSTALLATION

PART #  
**500695**

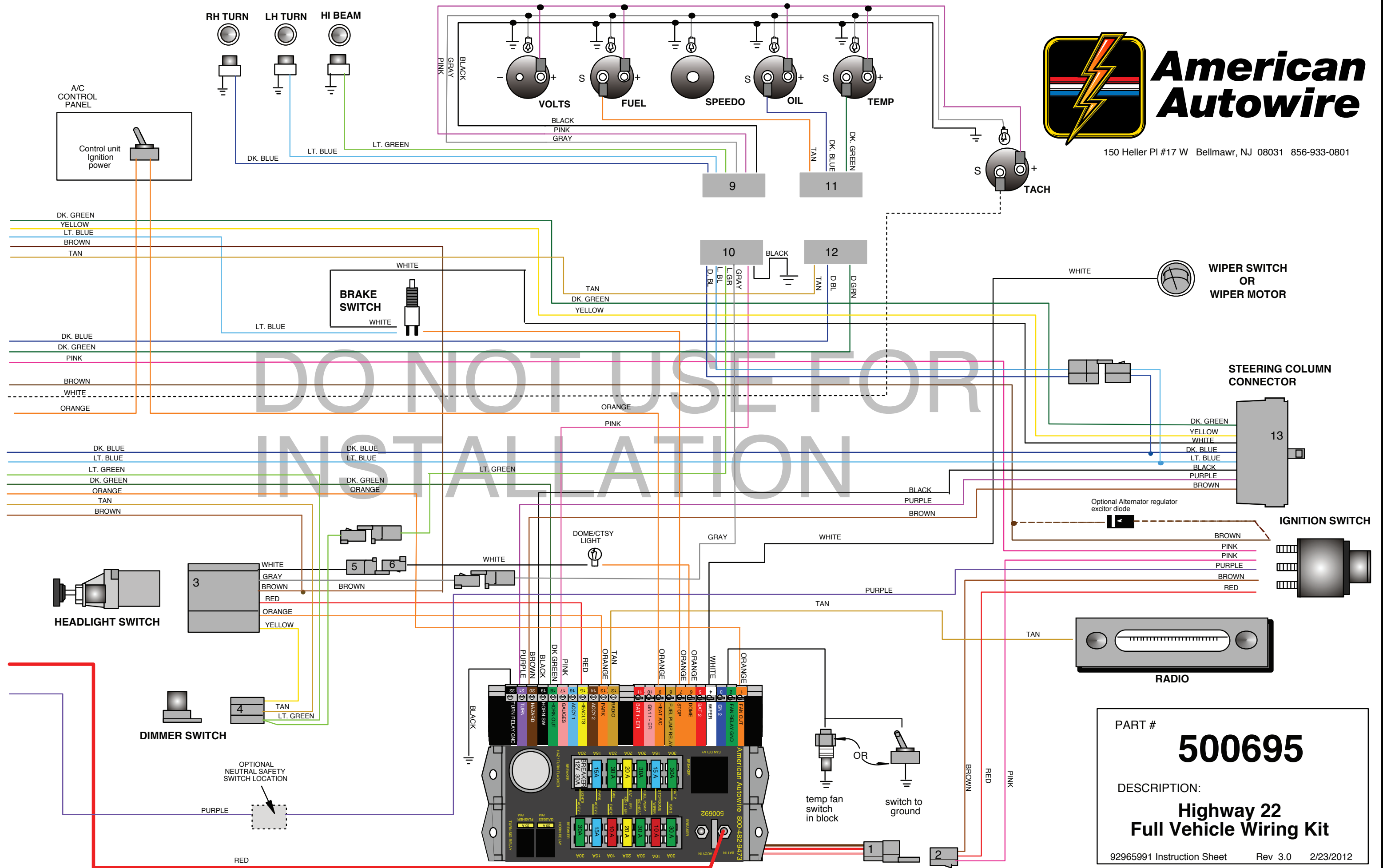
DESCRIPTION:  
**Highway 22 Full Vehicle Wiring Kit**

92965991 Instruction Sheet Rev 3.0 2/23/2012



# American Autowire

150 Heller Pl #17 W Bellmawr, NJ 08031 856-933-0801



DO NOT USE FOR INSTALLATION

PART #  
**500695**

DESCRIPTION:  
**Highway 22 Full Vehicle Wiring Kit**

92965991 Instruction Sheet Rev 3.0 2/23/2012

**This page intentionally left blank**

PART #

**500695**

DESCRIPTION:

**Highway 22  
Full Vehicle Wiring Kit**

92965991 Instruction Sheet Rev 3.0 2/23/2012